

**If you require audio information not shown in this PDF please email -  
[sound@teddingtontheatreclub.org.uk](mailto:sound@teddingtontheatreclub.org.uk)**

## **AUDITORIUM AUDIO FACILITIES**

### **SOUND DESK - ALLEN & HEATH SQ6**

*48 channel/36 bus digital mixer*

*Six layers with 24 faders and 24 mic/line pre-amps*

*8 stereo FX engines and 12 stereo mixes configurable as groups or auxes*

*32 input and 32 output USB streaming*

*Allen & Heath AB168 digital stage box. Gives additional 16 mic/line pre-amps and additional 8 outputs*

### **POWER AMPLIFIERS**

*14 loudspeaker power amplifier channels*

*All power amplifier inputs plugable via GPO 316/Bantam patch panel jack sockets,*

*and outputs patchable via Neutrik Speakon connectors*

### **SOUND STORE**

*Shure SM58 mics x 4*

*Shure SM57 mic x 1*

*Sennheiser MD46 mic x 1*

*Sennheiser 604 mic x 1*

*Samson C01 mic x 1*

*XLR microphone extensions of varying lengths*

*Speakon LS extensions of varying lengths*

*Misc audio patch/convertor cables and convertor barrels*

*MXLR to FXLR 8 pair cable snake x 5metre*

*MXLR to GPO jack plug 16 pair cable snake x 6metre*

*FXLR to GPO jack plug 16 pair cable snake x 6metre*

*TRS to GPO jack plug 16 pair cable snake x 6metre*

*MXLR snake 20 pair to Stagebox x 15metre [Stagebox 16 FXLR + 4 MXLR]*

*Tall mic stands with boom arms x 10, without boom arms x 5*

*Short mic stands x 3*

*Table mic stand x 1*

*Studiospares single DI box PP3/Phantom powered x 1*

*Behringer dual DI box PP3/Phantom powered x 1*

*Behringer DI400P Ultra-DI Passive DI Box x 2*

*Community CSX35-S2 speakers x 2*

*JBL Control 1 speakers x 4 with scaffold brackets*

*JBL Control 5 speakers x 2*

*Bower & Wilkins DM10 speaker x 1*

*Fostex powered speaker 6301B with line input*

### **WIRED COMMS**

*Canford Tecpro belt packs - fixed position SM, LX, SX plus portable units*

### **WIRELESS COMMS** [Stored in lift lobby coded cabinet]

*HME/Clear-Com BP200 wireless comms belt packs x 5*

*Single channel duplex integrated with Channel A of Tecpro comms*

### **MAC MINI WITH 16.5" INTEGRATED MONITOR & KEYBOARD**

*MAC Bootcamp - QLab software - SFX6 software - Adobe Audition*

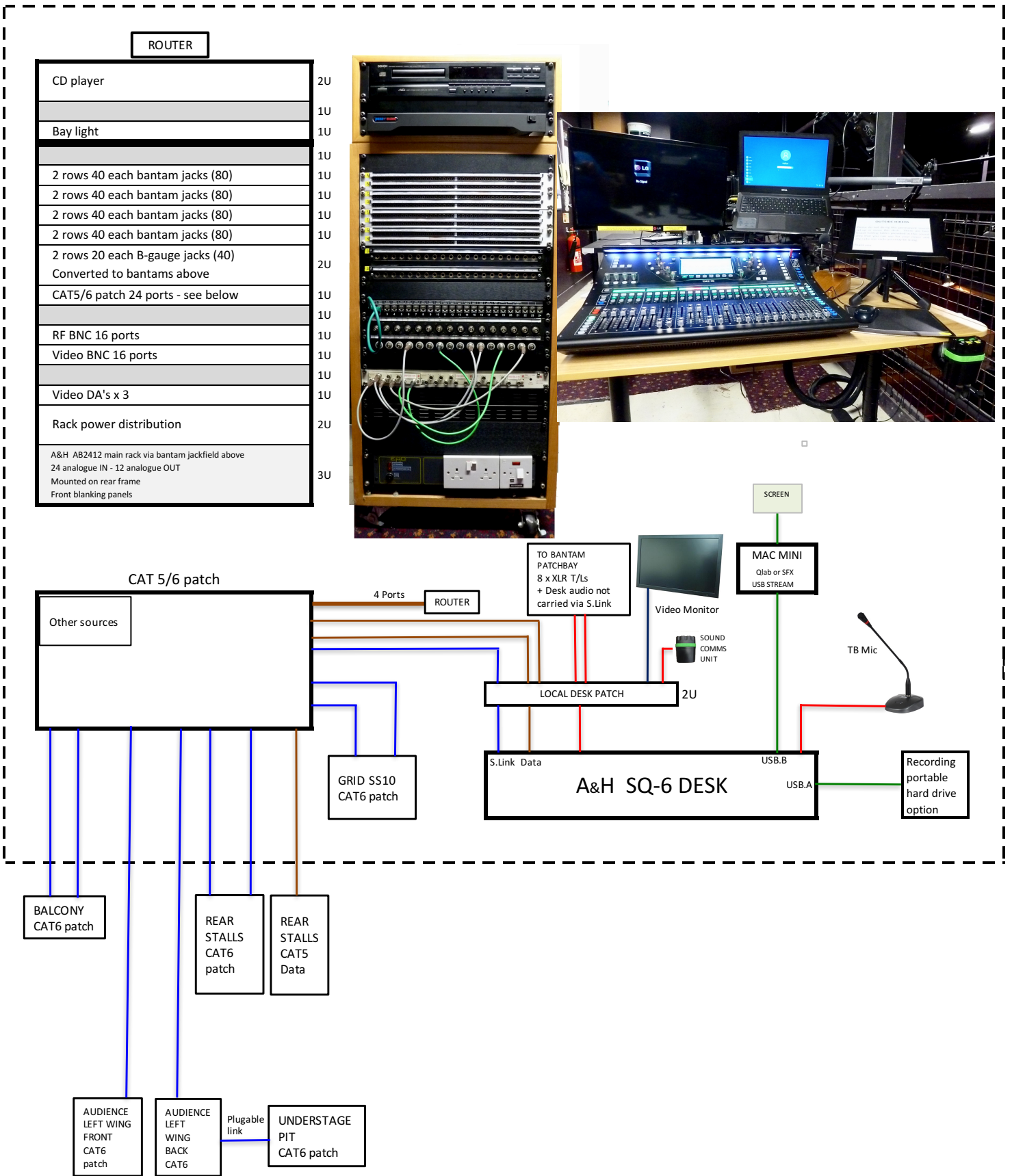
*USB play/rec streaming between MAC and Allen & Heath Sound Desk*

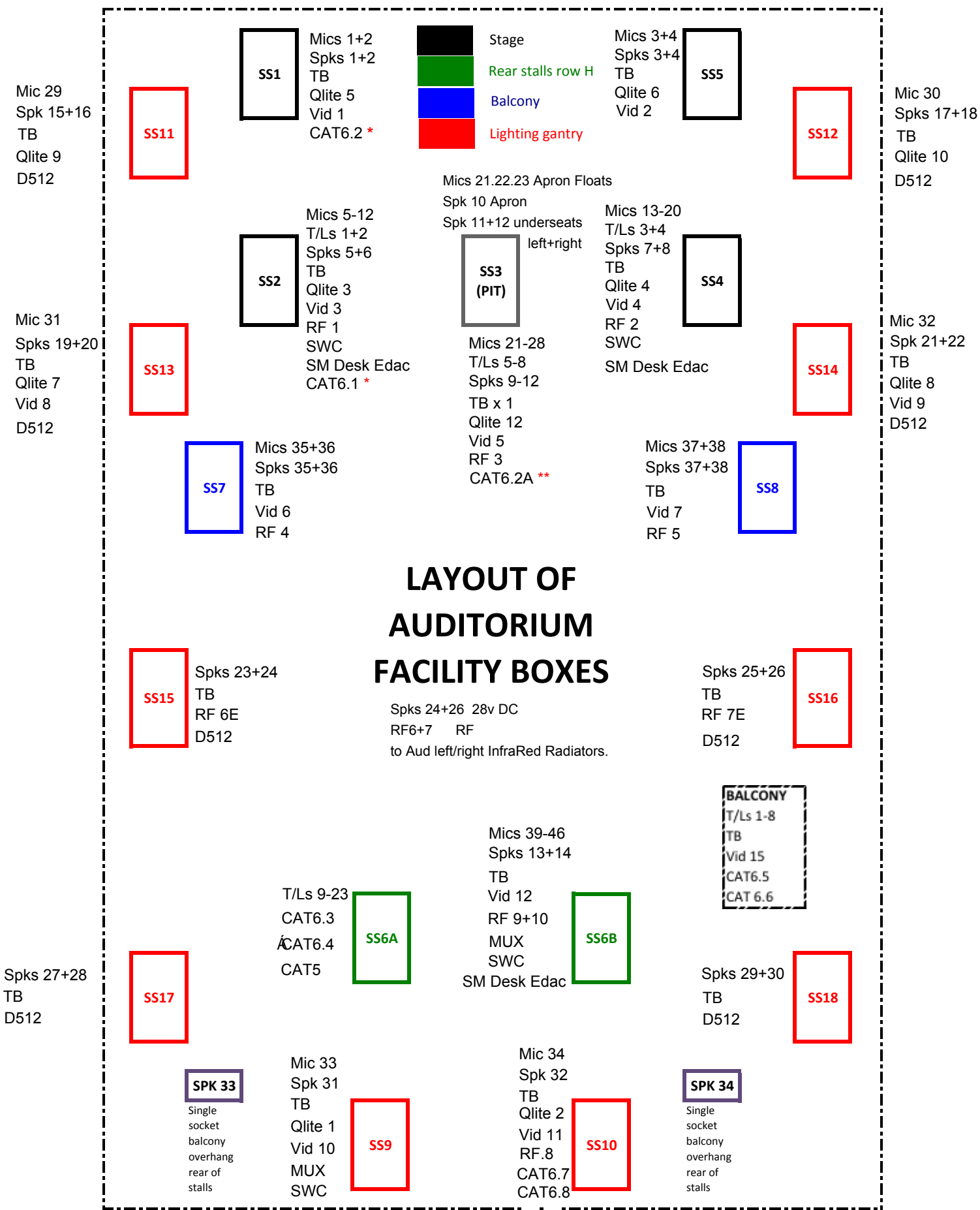
### **TP LINK DEDICATED SOUND WIRELESS ROUTER**

*Primarily for remote operation/control of Allen & Heath SQ6*

# HAMPTON HILL THEATRE AUDITORIUM SOUND

## Sound Control Gantry





## LAYOUT OF AUDITORIUM FACILITY BOXES

\* Separate wall boxes  
\*\* Extended link through via SS1 CAT6

# JACKFIELD

ROW A	1	2	3	4	5	6	7	8	9	10	11	12	13	14	15	16	17	18	19	20	21	22	23	24	25	26	27	28	29	30	31	32	33	34	35	36	37	38	39	40
	SS1		SS5		SS2						SS4						SS3						SS11	SS12	SS13	SS14	SS9	SS10	SS7		SS8		SS6							
	MIC.1	MIC.2	MIC.3	MIC.4	MIC.5	MIC.6	MIC.7	MIC.8	MIC.9	MIC.10	MIC.11	MIC.12	MIC.13	MIC.14	MIC.15	MIC.16	MIC.17	MIC.18	MIC.19	MIC.20	MIC.21	MIC.22	MIC.23	MIC.24	MIC.25	MIC.26	MIC.27	MIC.28	MIC.29	MIC.30	MIC.31	MIC.32	MIC.33	MIC.34	MIC.35	MIC.36	MIC.37	MIC.38	MIC.39	MIC.40

ROW B	1	2	3	4	5	6	7	8	9	10	11	12	13	14	15	16	17	18	19	20	21	22	23	24	25	26	27	28	29	30	31	32	33	34	35	36	37	38	39	40
	SS6						SS2			SS4			SS3			SS6						GARRICK ROOM																		
	MIC.41	MIC.42	MIC.43	MIC.44	MIC.45	MIC.46	T/L.1	T/L.2	T/L.3	T/L.4	T/L.5	T/L.6	T/L.7	T/L.8	T/L.9	T/L.10	T/L.11	T/L.12	T/L.13	T/L.14	T/L.15	T/L.16	T/L.17	T/L.18	T/L.19	T/L.20	T/L.21	T/L.22	T/L.23					MIC.1	MIC.2	MIC.3	MIC.4	MIC.5	MIC.6	MIC.7

ROW C	1	2	3	4	5	6	7	8	9	10	11	12	13	14	15	16	17	18	19	20	21	22	23	24	25	26	27	28	29	30	31	32	33	34	35	36	37	38	39	40
	GARRICK ROOM										SOUND PREP										AMP RACK																			
	MIC.9	MIC.10	MIC.11	MIC.12	MIC.13	MIC.14	MIC.15	MIC.16	MIC.17	MIC.18	MIC.19	MIC.20	T/L.1	T/L.2	T/L.3	T/L.4	T/L.5	T/L.6	T/L.7	T/L.8	T/L.9	T/L.10	T/L.11	T/L.12	T/L.1	T/L.2	T/L.3	T/L.4	T/L.5	T/L.6	T/L.7	T/L.8	T/L.9	T/L.10	T/L.11	T/L.12				

ROW D	1	2	3	4	5	6	7	8	9	10	11	12	13	14	15	16	17	18	19	20	21	22	23	24	25	26	27	28	29	30	31	32	33	34	35	36	37	38	39	40
	PO 316 T/L																																							
	1	2	3	4	5	6	7	8	9	10	11	12	13	14	15	16	17	18	19	20	21	22	23	24	25	26	27	28	29	30	31	32	33	34	35	36	37	38	39	40

ROW E	1	2	3	4	5	6	7	8	9	10	11	12	13	14	15	16	17	18	19	20	21	22	23	24	25	26	27	28	29	30	31	32	33	34	35	36	37	38	39	40		
																											CD LEFT OUT	CD RIGHT OUT														
	[Red vertical lines connect to Row F]																																									

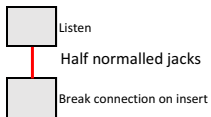
ROW F	1	2	3	4	5	6	7	8	9	10	11	12	13	14	15	16	17	18	19	20	21	22	23	24	25	26	27	28	29	30	31	32	33	34	35	36	37	38	39	40
	MIXER IN VIA AR2412 RACK																								MIXER IN LOCAL															
	I/P.1	I/P.2	I/P.3	I/P.4	I/P.5	I/P.6	I/P.7	I/P.8	I/P.9	I/P.10	I/P.11	I/P.12	I/P.13	I/P.14	I/P.15	I/P.16	I/P.17	I/P.18	I/P.19	I/P.20	I/P.21	I/P.22	I/P.23	I/P.24	ST1 IN.L	ST1 IN.R	ST2 IN.L	ST2 IN.R												

ROW G	1	2	3	4	5	6	7	8	9	10	11	12	13	14	15	16	17	18	19	20	21	22	23	24	25	26	27	28	29	30	31	32	33	34	35	36	37	38	39	40	
	MIXER OUT VIA AR2412 RACK												MIXER OUT LOCAL				FOH OUT	ROH OUT	SHOW RELAY MONT	GANTRY SOUND DESK										BALCONY											
	O/P.1	O/P.2	O/P.3	O/P.4	O/P.5	O/P.6	O/P.7	O/P.8	O/P.9	O/P.10	O/P.11L	O/P.12R	O/P.13	O/P.14	O/P.A	O/P.B											T/L.1	T/L.2	T/L.3	T/L.4	T/L.5	T/L.6	T/L.7	T/L.8	T/L.1	T/L.2	T/L.3	T/L.4	T/L.5	T/L.6	T/L.7

ROW H	1	2	3	4	5	6	7	8	9	10	11	12	13	14	15	16	17	18	19	20	21	22	23	24	25	26	27	28	29	30	31	32	33	34	35	36	37	38	39	40						
	AMPS IN										PAGING AMPS IN				PARALLEL 1																PARALLEL 2				PARALLEL 3				PARALLEL 4				PARALLEL 5			
	AMP.1	AMP.2	AMP.3	AMP.4	AMP.5	AMP.6	AMP.7	AMP.8	AMP.9	AMP.10	AMP.11	AMP.12	AMP.13	AMP.14	FOH I/P.3	ROH I/P.3	FOH I/P.4	ROH I/P.4																												

ROW I	1	2	3	4	5	6	7	8	9	10	11	12	13	14	15	16	17	18	19	20
	PO 316 T/L																			
	1	2	3	4	5	6	7	8	9	10	11	12	13	14	15	16	17	18	19	20

ROW J	1	2	3	4	5	6	7	8	9	10	11	12	13	14	15	16	17	18	19	20
	PO 316 T/L																			
	21	22	23	24	25	26	27	28	29	30	31	32	33	34	35	36	37	38	39	40



## DEFAULT SPEAKER PATCHING

JACKFIELD AMP INPUTS	AMPLIFIER	AMP CHANNEL	AREA Left & Right from operators POV	SPK SOCKET	SPEAKER
Row H Jack 1	QD 4960 --- 170 watts 4ohms	1	STAGE front left	SPK 36	TURBO IMPACT80 125W RMS
Row H Jack 2		2	STAGE front right	SPK 38	TURBO IMPACT80 125W RMS
Row H Jack 3		3	BALCONY left	SPK 27	CSX35 150W RMS
Row H Jack 4		4	BALCONY right	SPK 29	CSX35 150W RMS
Row H Jack 5	CROWN 460 --- 205W 8ohms per ch	5	STALLS mid left	SPK 33	JBL CONTROL 1 150W RMS
Row H Jack 6		6	STALLS mid right	SPK 34	JBL CONTROL 1 150W RMS
Row H Jack 7	CROWN 460 --- 205W 8ohms per ch	7	STAGE left wing back	SPK 1	CSX57 300W RMS
Row H Jack 8		8	STAGE right wing back	SPK 3	CSX57 300W RMS
Row H Jack 9	YAMAHA P3500 --- 350W 8ohms per ch	9	PROS ARCH left	SPK 23	CSX35 150W RMS
Row H Jack 10		10	PROS ARCH right	SPK 25	CSX35 150W RMS
Row H Jack 11	YAMAHA P3500 --- 350W 8ohms per ch	11	REAR AUDITORIUM left	SPK 31	CSX35 150W RMS
Row H Jack 12		12	REAR AUDITORIUM right	SPK 32	CSX35 150W RMS
Row H Jack 13	CROWN 800 --- 300W 8ohms per ch	13	STAGE FOLDBACK left	SPK 35	JBL CONTROL 1 150W RMS
Row H Jack 14		14	STAGE FOLDBACK right	SPK 37	JBL CONTROL 1 150W RMS